



CAPITAL PLANNING & THE CALIFORNIA STATE UNIVERSITY

**An Introduction into the Capital Planning Process &
How Humboldt State University Can Develop a
Successful Capital Program**



**GENERAL CRITERIA, OBJECTIVE &
BASIS OF THE CSU CAPITAL PROGRAM**

GENERAL CRITERIA

- Campus may submit maximum of one state-funded project for the 2014/15 budget year and one state-funded project for the 2015/16 budget year, including health and safety projects.
- Campus may submit maximum of three prioritized state-funded projects for 2016/17 through 2018/19 budget years.
- Equipment and seismic strengthening projects are excluded from these limits.
- Projects cannot result in enrollment estimates exceeding campus physical master plan enrollment ceilings.
- Maximum project limitations do not apply to non-state projects.

OBJECTIVE OF SYSTEM-WIDE CAPITAL PROGRAM

- Provide facilities appropriate to approved educational programs, to create environments conducive to learning, and to ensure that the quality and quantity of facilities serve students equally well.



BASIS OF THE CSU CAPITAL PROGRAM


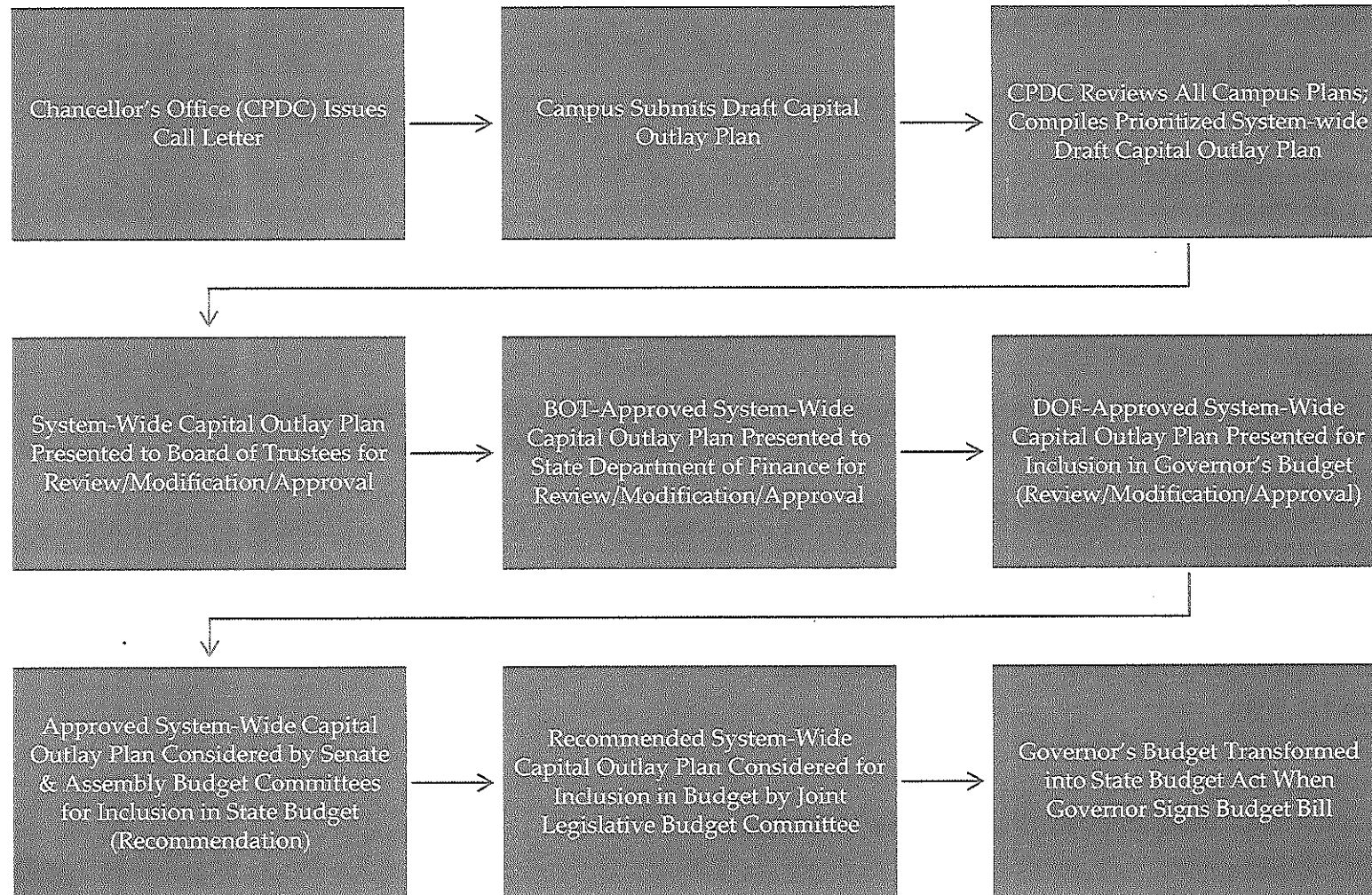
- Approved Academic Master Plan
- Approved Campus Physical Master Plan
- FTE Student Enrollment Allocations
- Approved Space & Utilization Standards
- Space & Facilities Database
- Phasing Out of Leased & Temporary Facilities
- Estimates of Cost Based on ENR California Construction Cost Index
- Utility Conservation & Alternate Financing for Efficiency Improvement Projects
- Seismic Policy & Program
- Sustainable Building Practices






THE CAPITAL PLANNING PROCESS

THE PROCESS



CALENDAR

- January 18, 2013
 - Campus Draft 2014/15 Plan Submitted to CPDC
- February 11, 2013
 - CPDC System-Wide Draft Submitted to Presidents
- March 4, 2013
 - Campus Revisions Due
- May 21-22, 2013
 - BOT review/approve System-Wide Draft 2014/15 Capital Outlay Plan
- June 1, 2013
 - Campus Submits Final Plan with Revisions based on BOT Approved Plan
- July 1, 2013
 - Financing & Treasury Approval of Campus Financial Plan for Projects Funded by Bonds for Action Year
- August 1, 2013
 - CPDC Submits System-Wide Plan to DOF
- Summer/Fall 2013
 - Campus Scope Meetings with State Agencies
- September 24-25, 2013
 - BOT approves Final 2014/15 Capital Outlay Plan
- January 10, 2014
 - Governor's Budget Released
- March- May 2014:
 - Legislative Committee Hearings on 2014/15 Budget
- June- ??? 2014
 - State Budget Approved




A decorative vertical bar on the left side of the page, featuring a series of thin, parallel vertical lines in varying shades of gray. Overlaid on these lines are several circles of different sizes, also in shades of gray, arranged in a vertical sequence. The largest circle is at the top, followed by a smaller one, then a medium-sized one, and finally a small one at the bottom.

NEXT STEPS FOR HUMBOLDT STATE UNIVERSITY

NEXT STEPS

- Draft Capital Outlay Plan for 2014/15 Due to CPDC by January 18, 2013
 - Will be primarily based on update of current plan re-focused toward State-identified funding priorities.
 - Plan will be communicated to URPC
- Formation of University Space & Facilities Advisory Group
 - Over Next Year
 - Review & Recommend to URPC 2013/14 Minor Capital Outlay Projects (i.e., Summer Projects), if any
 - Develop University-Wide Space Management Policy
 - Review & Recommend to URPC 2015/16 Capital Outlay Plan

A decorative vertical bar on the left side of the page, featuring a series of thin, parallel vertical lines in shades of gray. To the right of these lines are several overlapping circles of varying sizes, also in shades of gray, arranged in a vertical sequence.


HUMBOLDT'S CURRENT CAPITAL OUTLAY PLAN

2012/13 CAPITAL OUTLAY PLAN

- Seismic Upgrade, Van Duzer Theatre \$7.9M
- Fire/Life/Safety Upgrades \$500K
- Note: Funding not approved by the State Department of Finance. These projects will need to be re-incorporated into Humboldt's Capital Outlay submission as they were removed from the 2013/14 Plan.

WHERE WE RANK FOR 2013/14

Rank Order	Category	Campus	Project Title	FTE	Phase	Total Request
1	IA	Statewide	Infrastructure Improvements	0	PWC	15,600,000
2	IA	Statewide	Mitigation of Off-Campus Impacts	0	PWC	1,400,000
3	IB	Bakersfield	Art Center and Satellite Plant	N/A	E	533,000
4	IB	Maritime	Physical Education Replacement	N/A	E	1,295,000
5	II	Channel Islands	West Hall	N/A	E	3,296,000
6	II	Fresno	Faculty Office/Lab Building	N/A	E	383,000
7	IB	San José	Spartan Complex Renovation (Seismic)	N/A	E	1,428,000
8	II	Monterey Bay	Academic Building II	N/A	E	1,931,000
9	II	Chico	Taylor II Replacement Building	N/A	E	2,663,000
10	IA	East Bay	Warren Hall Replacement Building	N/A	E	1,043,000
11	IA	Bakersfield	Seismic Upgrade, Dore Theatre	N/A	PWC	1,784,000
12	IA	Humboldt	Seismic Upgrade, Library Renovation	N/A	PWC	5,308,000
13	IA	Los Angeles	Seismic Upgrade, State Playhouse Theatre	N/A	PWC	1,122,000
14	IB	San Diego	IVC North Classroom Building Renovation	N/A	PWC	1,297,000
15	IB	Pomona	Administration Replacement Facility (Seismic)	N/A	PWC	78,546,000
16	IB	San Francisco	Creative Arts Replacement Building 0	1,296	PWC	37,968,000
17	II	San Bernardino	Theatre Arts Building 0	18	WC	62,977,000
18	IB	Fresno	Utilities Infrastructure	N/A	PWC	37,782,000
19	IB	Los Angeles	Utilities Infrastructure	N/A	PWC	28,390,000
20	IB	Sacramento	Science II Replacement Building, Phase II 0	-1,602	PWC	86,183,000
21	IB	Bakersfield	Faculty Towers Replacement Building (Seismic)	350	PWC	22,339,000
22	IB	Dominguez Hills	Cain Library Renovation (Seismic)	N/A	PWC	40,048,000
23	IB	Monterey Bay	Infrastructure Improvements, Phase II	N/A	PWC	33,037,000
24	IB	Long Beach	Utilities Infrastructure 0	N/A	PW	1,883,000
25	IB	Fullerton	Physical Services Complex Replacement	N/A	PWC	27,956,000
26	IB	San Marcos	University Services Building Renovation	N/A	PWC	1,189,000
27	IB	Humboldt	Jenkins Renovation	15	PWC	9,585,000
28	IB	San Diego	Utilities Upgrade, Phase IA	N/A	PW	3,207,000
29	II	Channel Islands	Chaparral Hall	336	PW	1,289,000
30	IB	East Bay	Library Renovation (Seismic)	N/A	P	1,248,000
31	IB	Chico	Siskiyou II Science Replacement Building	31	P	2,271,000
32	II	Sonoma	Professional Schools Building	513	P	1,074,000
33	IB	Dominguez Hills	Science Replacement Building	5	P	899,000
34	IB	Maritime	Student Services Building	N/A	P	498,000
35	IB	San José	Nursing Building Renovation	155	PW	890,000
36	II	San Luis Obispo	Academic Center and Library 0	401	P	1,718,000
37	IB	Stanislaus	Library Addition/Renovation, Phase I (Seismic)	-15	P	1,745,000
38	II	Northridge	Sierra Hall Annex, Phase I	1,166	PW	1,018,000
Totals				2,669		\$ 520,611,000



The left side of the slide features a decorative vertical band with several thin, parallel white lines. To the right of these lines are four overlapping circles of varying sizes, arranged in a vertical sequence from top to bottom. The largest circle is at the top, followed by a smaller one, then a medium-sized one, and finally a small circle at the bottom. The background of the slide is a dark, textured grey.

**THE CHANCELLOR'S OFFICE VIEW ON
HUMBOLDT'S UPCOMING 2014/15
CAPITAL OUTLAY PLAN SUBMISSION**

