



HSU Registration Campaign (Spring 2021)

Custom Dashboard for Enrollment Management

~ Expertly Handcrafted ~
 Office of Institutional Effectiveness
 ~ Freshness Date ~
 1/11/2021 6:46:00 AM
 [EM_Registration_AllMaj]

About These Data

Data in the Strategic Data Repository (SDR) is a combination of a snapshot of the previous day's data and data captured at various points of the semester. This dashboard also captures live data extracted from Peoplesoft. The date and time shown in the freshness stamp above shows the exact extraction time for all three types of data (Census, 1 day ago, and live). Due to the use of these three sources of data, these data may not match other reports produced by OIE. Data refreshes automatically twice daily (8am and 1pm).

Changes in Spring 2021 Reporting

Data in this report includes all students and all last known majors. Prior to fall 2020, only the primary major was used. Now students will be counted in all majors they have declared.

Registration Dates and Time by Registration Group

Day of the Week	Reg Group	Start Date	Start Time
Mon	PBAC Priority Groups	11/9/2020	8:15 AM
Mon	UGRD Priority Groups	11/9/2020	8:45 AM
Mon	2BA Students	11/9/2020	1:45 PM
Mon	PBAC Continuing Students	11/9/2020	2:15 PM
Tue	Continuing Senior	11/10/2020	8:15 AM
Wed	Veterans Day		
Thur	Continuing Senior	11/12/2020	8:15 AM
Thur	Continuing Junior	11/12/2020	10:15 AM
Fri	Continuing Junior	11/13/2020	8:15 AM
	Weekend		
Mon	Continuing Sophomore	11/16/2020	8:15 AM
Tue	Continuing Freshmen	11/17/2020	8:15 AM

Dropped and Withdrawn

Dropped	Not Withdrawn	Withdrawn	Grand Total
Not Dropped	6,219	1	6,220
Dropped	13	32	45
Grand Total	6,232	33	6,265

By default, the rest of this workbook included only students who have not dropped and have not withdrawn.

Registration Status by Registration Date

				Null	November								Grand Total
Block Enrolled	Self-registered	Dropped	Withdrawn	Null	9	10	12	13	16	17	23	30	
		Not Dropped	Not Withdrawn	Null	Monday	Tuesday	Thursday	Friday	Monday	Tuesday	Monday	Monday	
Block Enrolled	Not Self-registered		Withdrawn	4	2					1			6
	Not Self-registered	Not Dropped	Not Withdrawn	1	186	154	195	121	175	171	27	13	1,043
Not Block Enrolled	Self-registered	Dropped	Not Withdrawn		1	1	1	2	3	3	2		13
			Withdrawn	1	9	4	4	3	5	5	1		32
		Not Dropped	Not Withdrawn		1,155	1,137	1,055	648	560	532	42	41	5,170

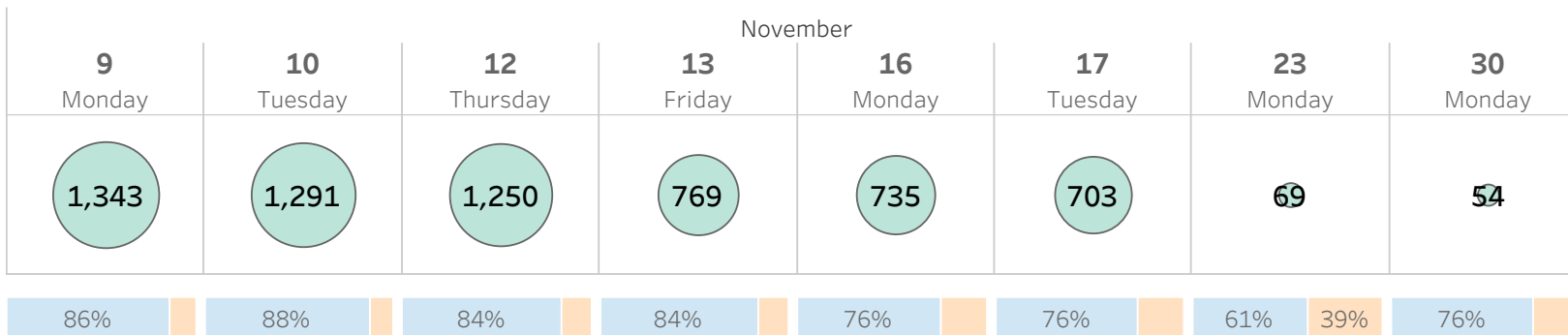


HSU Registration Campaign (Spring 2021)

Custom Dashboard for Enrollment Management

~ Expertly Handcrafted ~
 Office of Institutional Effectiveness
 ~ Freshness Date ~
 1/11/2021 6:46:00 AM
 [EM_Registration_AllMaj]

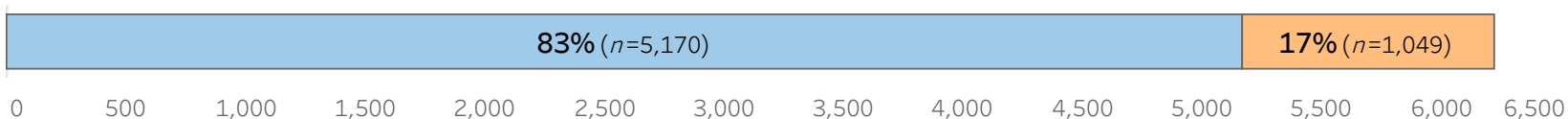
Eligible Students by Registration Day



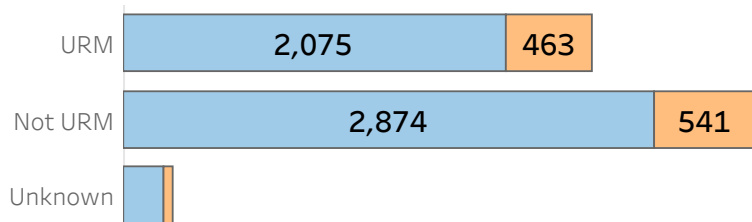
Dashboard Filter(s)

- Admit Year
All
- Admit Term
All
- Admit Type
All
- College
All
- Department
All
- Current Athlete
All
- Housing
All
- Last Enrolled Term
All
- Class Level
All
- Dropped
Not Dropped
- Withdrawn
Not Withdrawn
- Any Hold
All


Total Count of Students Registered / Not Registered



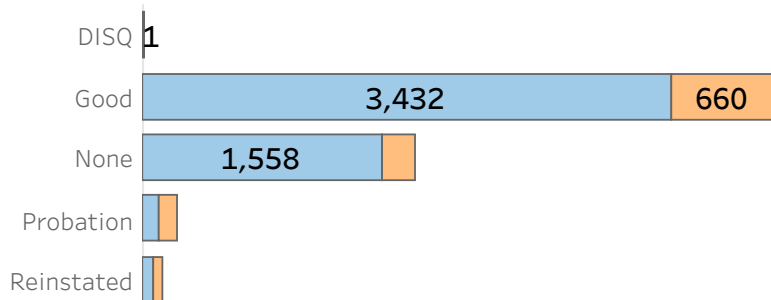
URM Students Registered / Not Registered



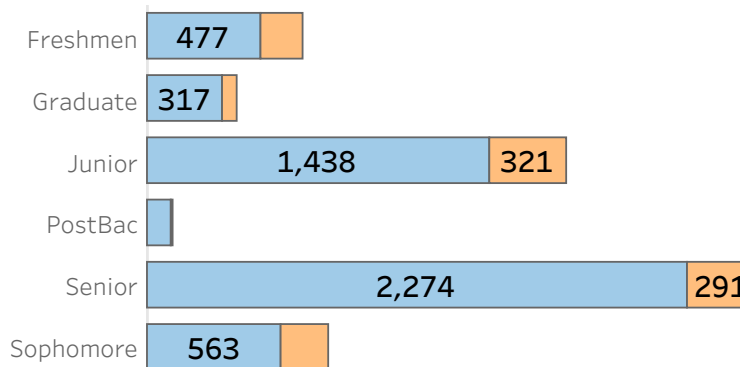
Pell Students Registered / Not Registered



Academic Standing Registered / Not Registered



Grade Level Registered / Not Registered



Data Glossary

<https://ie.humboldt.edu/data-glossary>



HSU Registration Campaign (Spring 2021)

Custom Dashboard for Enrollment Management

~ Expertly Handcrafted ~
 Office of Institutional Effectiveness
 ~ Freshness Date ~
 1/11/2021 6:46:00 AM
 [EM_Registration_AllMaj]

Academic Standing

Class Level	DISQ	Good	None	Probati..	Reinsta..	Grand Total
Freshmen		89	479	43	42	653
Graduate		235	136	3		374
Junior		907	747	75	30	1,759
PostBac	1	25	83			109
Senior		2,260	208	47	50	2,565
Sophomore		576	117	52	14	759
Grand Total	1	4,092	1,770	220	136	6,219

Any Hold



Advising Hold



Financial Hold



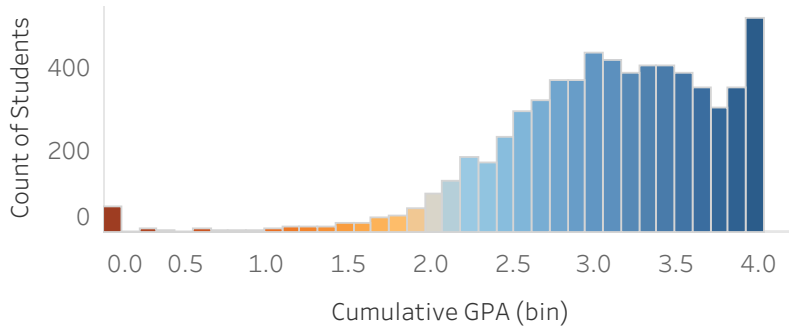
Vaccination Hold



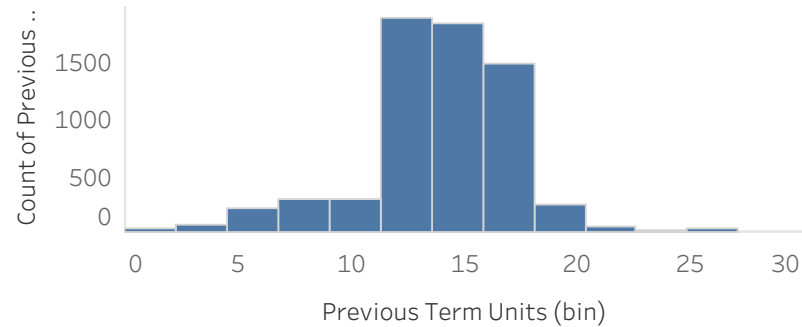
Dashboard Filter(s)

- Admit Year
All
- Admit Term
All
- Admit Type
All
- College
All
- Department
All
- Current Athlete
All
- Housing
All
- Last Enrolled Term
All
- Class Level
All
- Dropped
Not Dropped
- Withdrawn
Not Withdrawn
- Any Hold
All

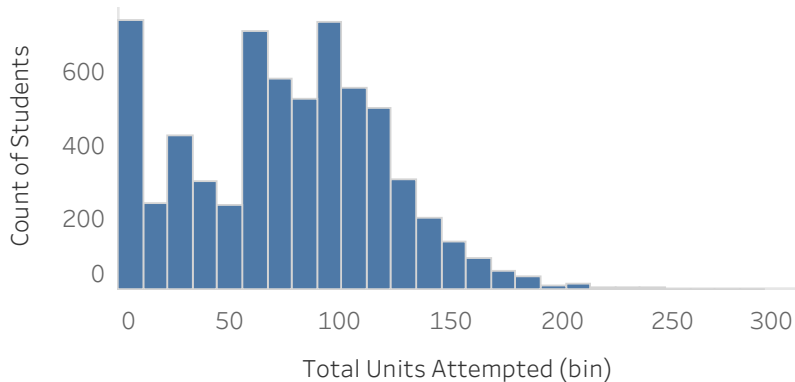
Cumulative GPA



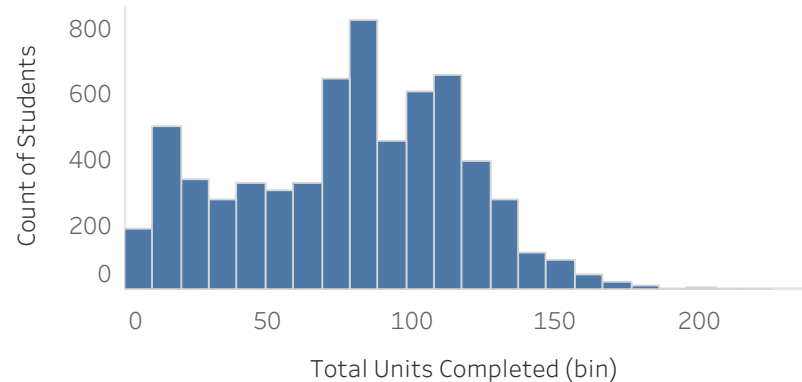
Previous Term Units



Total Units Attempted



Total Units Completed



Data Glossary

<https://ie.humboldt.edu/data-glossary>




HSU Registration Campaign (Spring 2021)

Custom Dashboard for Enrollment Management

~ Expertly Handcrafted ~
 Office of Institutional Effectiveness
 ~ Freshness Date ~
 1/11/2021 6:46:00 AM
 [EM_Registration_AllMaj]


Percent of Students Registered / Not Registered by Primary College and Department

Arts, Hum & Soc Sci Registered / Not Registered




	Not Self-registered	Self-registered
PHIL	4% (n=1)	96% (n=23)
INTL	12% (n=6)	88% (n=44)
ENST	17% (n=23)	83% (n=114)
JMC	16% (n=13)	84% (n=66)
GEOG	16% (n=8)	84% (n=42)
POLI	17% (n=17)	83% (n=81)
HIST	19% (n=18)	81% (n=79)
ART	19% (n=38)	81% (n=158)
ENGL	20% (n=35)	80% (n=143)
CRGS	17% (n=10)	83% (n=48)
THEA	20% (n=25)	80% (n=101)
ANTH	21% (n=23)	79% (n=88)
WLC	29% (n=8)	71% (n=20)
SOC	23% (n=64)	77% (n=219)
COMM	24% (n=25)	76% (n=79)
MUS	30% (n=16)	70% (n=37)
RS	22% (n=4)	78% (n=14)
NAS	46% (n=6)	54% (n=7)
EC	38% (n=8)	62% (n=13)

General Studies Registered / Not Registered




	Not Self-registered	Self-registered
UNDA	43% (n=62)	57% (n=83)

Natural Resources & Sci Registered / Not Registered



	Not Self-registered	Self-registered
WLDF	8% (n=30)	92% (n=324)
FISH	8% (n=4)	92% (n=46)
OCN	10% (n=4)	90% (n=37)
ESM	11% (n=40)	89% (n=310)
FWM	15% (n=35)	85% (n=198)
BIOL	14% (n=108)	86% (n=673)
CHEM	14% (n=14)	86% (n=87)
ENGR	15% (n=29)	85% (n=169)
GEOL	21% (n=15)	79% (n=55)
CS	24% (n=31)	76% (n=99)
PHYX	25% (n=15)	75% (n=46)
NS	29% (n=17)	71% (n=42)
MATH	29% (n=20)	71% (n=50)

Professional Studies Registered / Not Registered



	Not Self-registered	Self-registered
NURS		100% (n=13)
SW	6% (n=14)	94% (n=206)
EDUC	8% (n=16)	92% (n=195)
CD	14% (n=14)	86% (n=87)
PSYC	15% (n=88)	85% (n=498)
ECON	17% (n=6)	83% (n=29)
KRA	17% (n=61)	83% (n=296)
BUS	20% (n=85)	80% (n=336)



HSU Registration Campaign (Spring 2021)

Custom Dashboard for Enrollment Management

~ Expertly Handcrafted ~
 Office of Institutional Effectiveness
 ~ Freshness Date ~
 1/11/2021 6:46:00 AM
 [EM_Registratio_AllMaj]

Percent of Students Registered / Not Registered by Primary College and Major Program

Arts, Hum & Soc Sci Registered / Not Registered



	Not Self-registered	Self-registered
ARTF	4% (n=1)	96% (n=26)
PHIL	4% (n=1)	96% (n=23)
ENMA	8% (n=1)	92% (n=12)
INTL	12% (n=6)	88% (n=44)
ISDS	10% (n=1)	90% (n=9)
EST	17% (n=23)	83% (n=114)
JN	16% (n=13)	84% (n=66)
GEOG	16% (n=8)	84% (n=42)
PSCI	17% (n=17)	83% (n=81)
HIST	19% (n=18)	81% (n=79)
ENGL	21% (n=34)	79% (n=131)
FILM	20% (n=16)	80% (n=66)
CJS	20% (n=36)	80% (n=145)
ART	22% (n=37)	78% (n=134)
RGSS	17% (n=10)	83% (n=48)
ANTH	21% (n=23)	79% (n=88)
SPAN	29% (n=5)	71% (n=12)
THEA	23% (n=8)	77% (n=27)
COMM	24% (n=25)	76% (n=79)
FREN	27% (n=3)	73% (n=8)
SOC	26% (n=22)	74% (n=64)
MUS	30% (n=16)	70% (n=37)
RS	22% (n=4)	78% (n=14)
SOCM	38% (n=6)	63% (n=10)
NAS	46% (n=6)	54% (n=7)
SSMA	38% (n=8)	62% (n=13)

General Studies Registered / Not Registered



	Not Self-registered	Self-registered
UNDE	43% (n=62)	57% (n=83)

Natural Resources & Sci Registered / Not Registered



	Not Self-registered	Self-registered
ESMS		100% (n=11)
RRS	12% (n=3)	88% (n=22)
WLDF	8% (n=30)	92% (n=324)
ZOOL	7% (n=14)	93% (n=176)
FISH	8% (n=4)	92% (n=46)
BOT	8% (n=8)	92% (n=93)
OCN	10% (n=4)	90% (n=37)
ESM	12% (n=40)	88% (n=299)
ESER	8% (n=1)	92% (n=12)
FOR	15% (n=32)	85% (n=176)
CHEM	14% (n=14)	86% (n=87)
ERE	15% (n=28)	85% (n=157)
BIOL	17% (n=74)	83% (n=374)
GEOL	20% (n=13)	80% (n=52)
NR	24% (n=5)	76% (n=16)
CSCI	24% (n=31)	76% (n=99)
PHYX	24% (n=13)	76% (n=42)
NRWI	29% (n=6)	71% (n=15)
BIGR	27% (n=12)	73% (n=33)
MATH	29% (n=20)	71% (n=50)
NRFI	31% (n=5)	69% (n=11)
PHYS	33% (n=2)	67% (n=4)
ESGE	40% (n=2)	60% (n=3)
NRPG	100% (n=1)	

Professional Studies Registered / Not Registered



	Not Self-registered	Self-registered
EDUC		100% (n=3)
CRAR		100% (n=7)
CRMU		100% (n=2)
CRSC		100% (n=2)
CRSP		100% (n=4)
CRSS		100% (n=6)
CRSB		100% (n=5)
CRSM		100% (n=4)
NRSRG		100% (n=13)
SW	7% (n=12)	93% (n=167)
CREN		100% (n=11)
MSW	5% (n=2)	95% (n=39)
MBA	10% (n=3)	90% (n=27)
LSEE	8% (n=8)	92% (n=91)
PSYG	5% (n=4)	95% (n=83)
CDFR	6% (n=2)	94% (n=29)
KINE	3% (n=1)	97% (n=29)
CRMS	11% (n=3)	89% (n=25)
LSCCE	13% (n=1)	88% (n=7)
LSCD	18% (n=11)	82% (n=51)
KIUG	16% (n=43)	84% (n=219)
CRMA	17% (n=1)	83% (n=5)
ECON	17% (n=6)	83% (n=29)
PSYC	17% (n=84)	83% (n=415)
CRPE		100% (n=5)
CRAS	6% (n=1)	94% (n=17)
BA	21% (n=82)	79% (n=309)
RADM	26% (n=17)	74% (n=48)
CRMM	27% (n=3)	73% (n=8)