

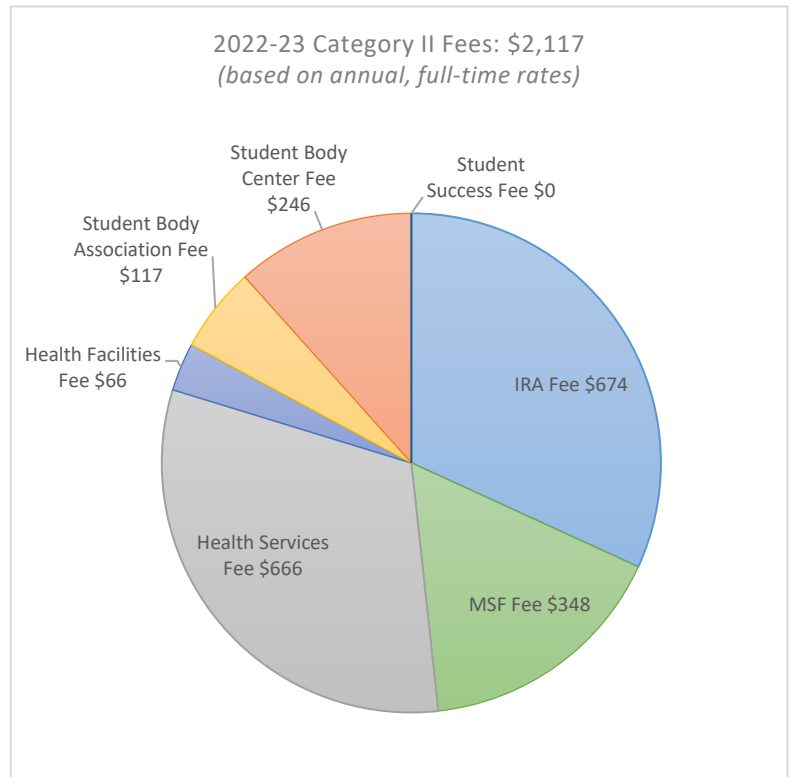
Cal Poly Humboldt's Category II - Campus Mandatory Fees

Prepared by: University Budget Office

Date: October 28, 2022

Category II fees are campus mandatory fees that must be paid to enroll in or attend the university.

- HSU is tied for the 5th highest campus mandatory fees in the CSU system
 - HSU had the 2nd highest back in 2012-13
- HSU has the highest IRA Fee
- HSU has the 3rd highest Health Services Fee and 2nd highest Health Facilities Fee
- HSU has the 3rd highest Materials, Services, and Facilities (MSF) Fee
- HSU does not have a Student Success Fee – 12 CSU campuses do, although HSU's MSF Fee does have some similarities
- There were no fee increases in 2022-23 due to the pandemic – In general, the only built in annual fee increases are for the Health Services Fee and Health Facilities Fee, which increase by MMI (Milliman Medical Index – inflationary index specific to healthcare), and the MSF Fee, which increases by HEPI (Higher Education Price Index - inflationary index specific to higher education). The increases must be justified to maintain services.



Category II - Campus Mandatory Fees	2022-23 Annual Rate*	Distrib. %	2022-23 Fee Revenue Budget	System Average	HSU Rank in CSU**	Notes
Instructionally Related Activities (IRA) Fee	674		\$ 3,477,000	235	1	Sonoma #2 at \$566
Athletics	525	77.9%	\$ 2,707,000			
HEIF	27	4.0%	\$ 139,000			
IRA Committee	64	9.5%	\$ 332,000			
Jack Pass	58	8.6%	\$ 299,000			
Materials, Services, and Facilities (MSF) Fee***	348		\$ 1,788,000	186	3	SLO #1 at \$1,341, SF #2 at \$714
College of Natural Resources & Sciences (CNRS)	174	50.0%	\$ 894,000			
College of Arts, Humanities & Social Sciences (CAHSS)	87	25.0%	\$ 447,000			
College of Professional Studies (CPS)	87	25.0%	\$ 447,000			
Health Services Fee	666		\$ 3,498,000	373	3	Maritime #1 at \$740, SLO #2 at \$715
Health Facilities Fee	66		\$ 347,000	24	2	San Jose #1 at \$70, 9 at \$6, 1 at \$0
Student Body Association Fee	117		\$ 615,000	167	18	Bakersfield #1 at \$419
Student Body Center (Campus Union) Fee	246		\$ 1,293,000	567	20	Sonoma #1 at \$920
Student Success Fee	-		\$ -	233	n/a	12 campuses have SS Fees
Total Category II Campus Mandatory Fees***	2,117		\$ 11,018,000	1,784	5	HSU #2 in 2012-13

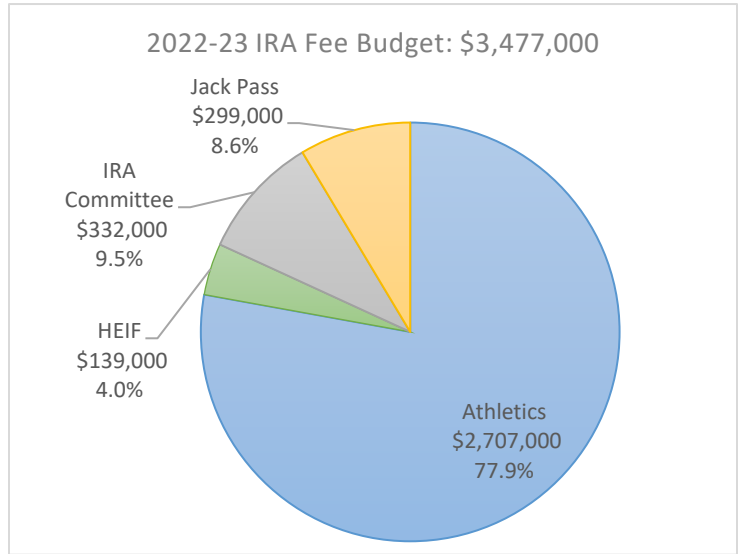
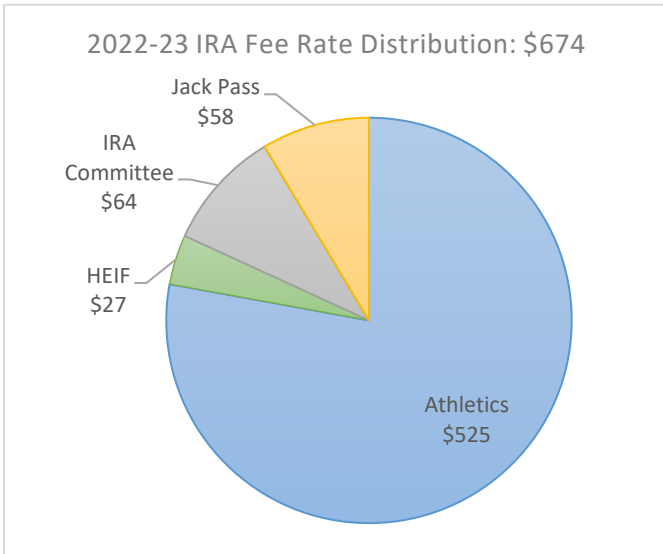
HSU Tuition and Fee Information: <https://www2.humboldt.edu/financialservices/node/44>

CSU System Fee Rates: <https://www2.calstate.edu/attend/paying-for-college/csu-costs/tuition-and-fees/campus-mandatory-fees>

CSU System Fee Policy Information: <https://www.calstate.edu/csu-system/about-the-csu/budget/tuition-fees/fee-policy/Pages/default.aspx>

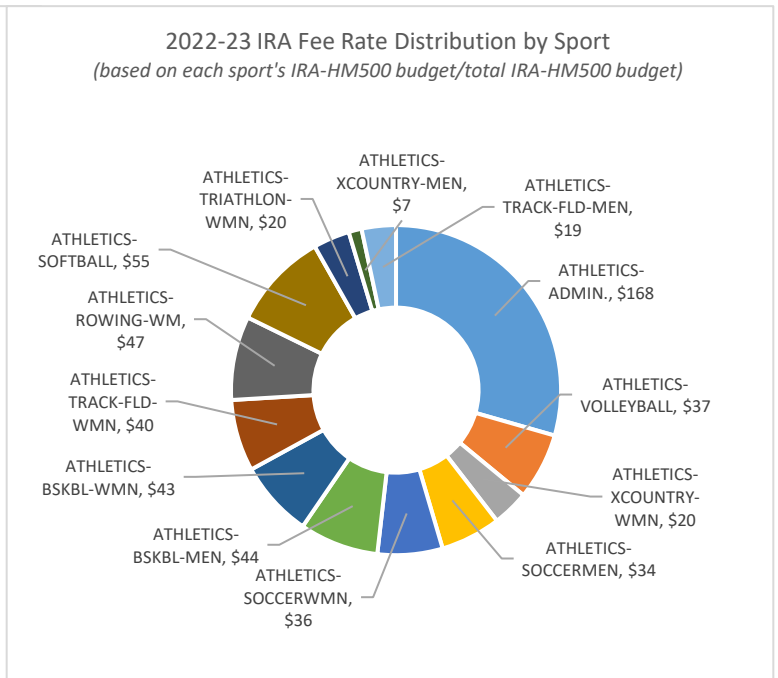
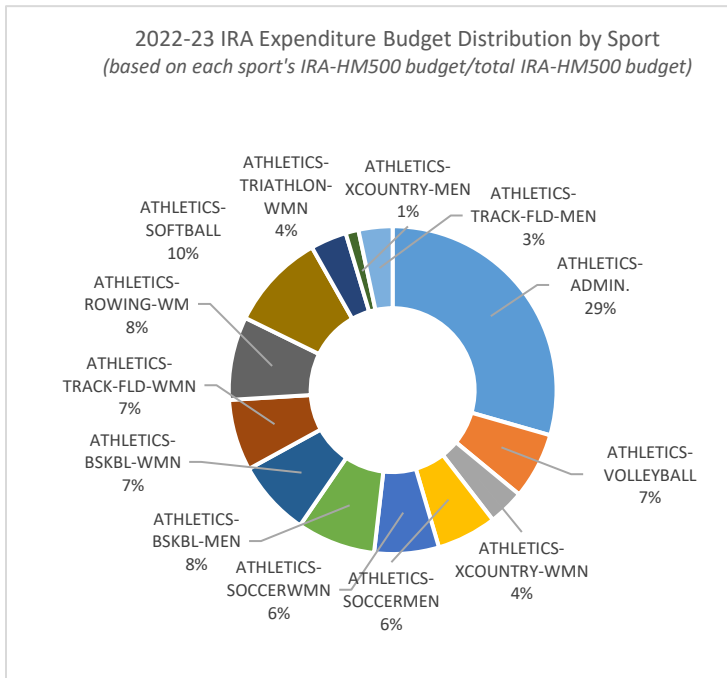
The **IRA Fee** provides funding for Intercollegiate Athletics, the Humboldt Energy Independence Fund (HEIF), the IRA Committee and the Jack Pass.

- Intercollegiate Athletics uses this funding, along with donations, ticket sales, concessions, etc., to cover sports program costs.
- HEIF funds are used for student-driven projects to help reduce the environmental impact of HSU's energy use.
- The IRA Committee is a committee of the University Senate that provides funding for a variety of instructionally related student activities and programs.
- The Jack Pass allows students to ride on public transportation by simply showing their current student ID card.



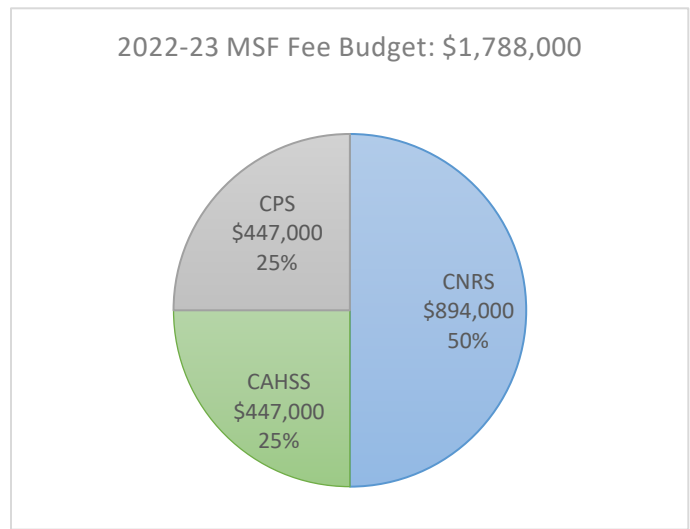
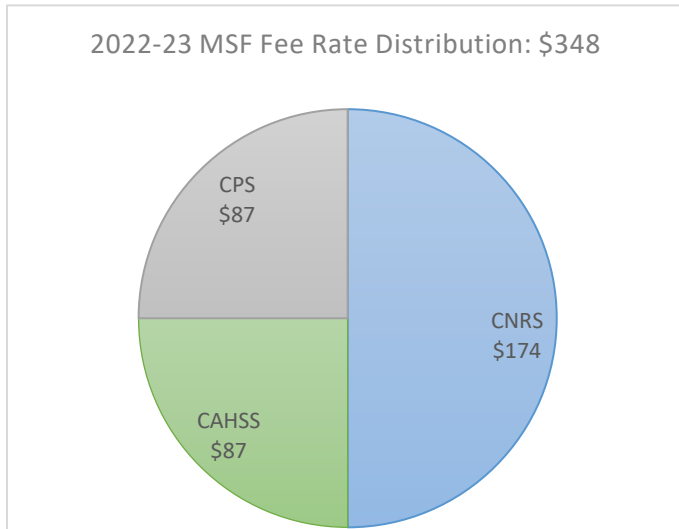
Athletics IRA Fee Detail:

- The IRA Fee supports approximately 56% of Athletics operating costs (e.g. personnel costs, team travel, equipment). The Admin department consists of Athletics' administrative costs (e.g. director, public information, marketing, admin support, and centrally managed costs that support all sports such as trainers, equipment managers, conference fees).

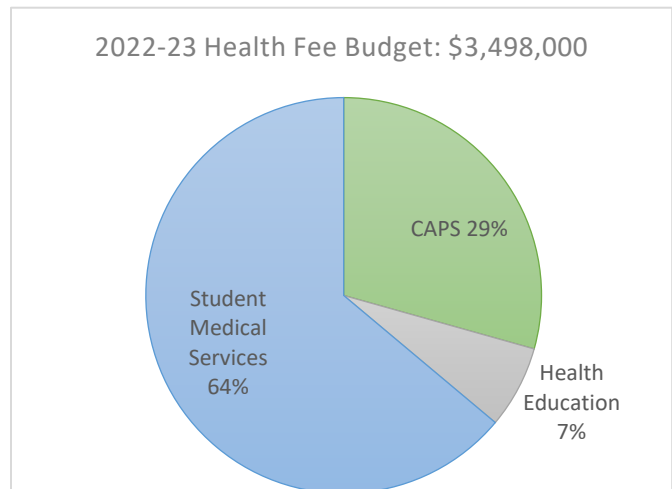


The **Materials, Services, and Facilities (MSF) Fee** supports supplemental instruction material above the basic classroom level to enhance learning experience for students. The MSF Fee is distributed to the three academic colleges, with 50% allocated to the College of Natural Resources and Sciences (CNRS), 25% to the College of Arts, Humanities, and Social Sciences (CAHSS), and 25% to the College of Professional Studies.

A few examples of activities supported by this fee: field trips under \$50, the CNRS core facility, the Marine Lab, and previously charged course fees (e.g. lab fees, art supplies).



The **Health Services Fee**, also referred to as the Student Health Fee, supports the operation of on-campus student health and counseling services. This service is available and provided for all students even if they have private health insurance. The annual fee rate remained the same as there was no MMI increase applied in 2022-23. The charts on the right reflect the current percent distribution of the overall Health and Wellbeing Services budget between Student Medical Services, Counseling and Psychological Services, and Health Education. In addition, Health and Wellbeing Services received \$1,364,894 in support in the 2022-23 budget from the University's Operating Fund.



The **Health Facilities Fee** provides funds for the repair and maintenance of the University Health Center building and equipment. The current fee is \$66 per year, reflecting an approved fee increase after an alternate consultation process and a Student Fee Advisory Committee (SFAC) recommendation in spring 2018 to increase the fee over the next four years (*Note: Year 3 and 4 increases have not been implemented.*) Of the revenue this fee generates, a portion covers system/state overhead costs and the remaining revenue supports facility related maintenance and repairs.

The **Student Body Association Fee** is budgeted in the Associated Students auxiliary organization. These resources are used to provide services and activities for HSU students. The annual fee rate is \$117, which generates approximately \$615,000. 100% of the fee supports AS related activities.

The **Student Body Center Fee**, also referred to as the Campus Union Fee, is used to manage the student center and to make debt service payments on the bond that covered the construction costs of the campus union and recreation center

buildings. The annual Student Body Center Fee is \$246, reflecting an approved fee increase after a student referendum and Student Fee Advisory Committee (SFAC) recommendation in spring 2019 to increase the fee over the next two years (*Note: the Year 2 increase was not implemented.*) The fee, with a total revenue budget of \$1,293,000, supports two areas: Student Activities Center (including Center Arts) and Center Activities/Student Recreation Center (SRC). Both areas have debt service payments associated with their facilities. In addition, both areas generate additional revenue through their events and programming to help support their overall budgets. With the recent transition of these operations from the UC, in combination with impacts from the pandemic, both budgets and operations are still in development. Note: Operational spending in both areas exceeds available fee revenue.

